

MTC Finance Charts FY 2015-16

At P&R on 17th May 2016, it was resolved that "consideration be given to presenting financial information in a more accessible manner, possibly with the aid of charts".

For P&R on 13th July I presented some pie charts showing major categories of income and expenditure for FY2015-16. However these pie charts alone did not show how the major categories, which I had in many cases created and named, were made up.

The charts and tables in the present document aim to show more clearly the broad nature of our income and expenditure over the previous financial year, giving Committee members an accessible view of the structure of our finances.

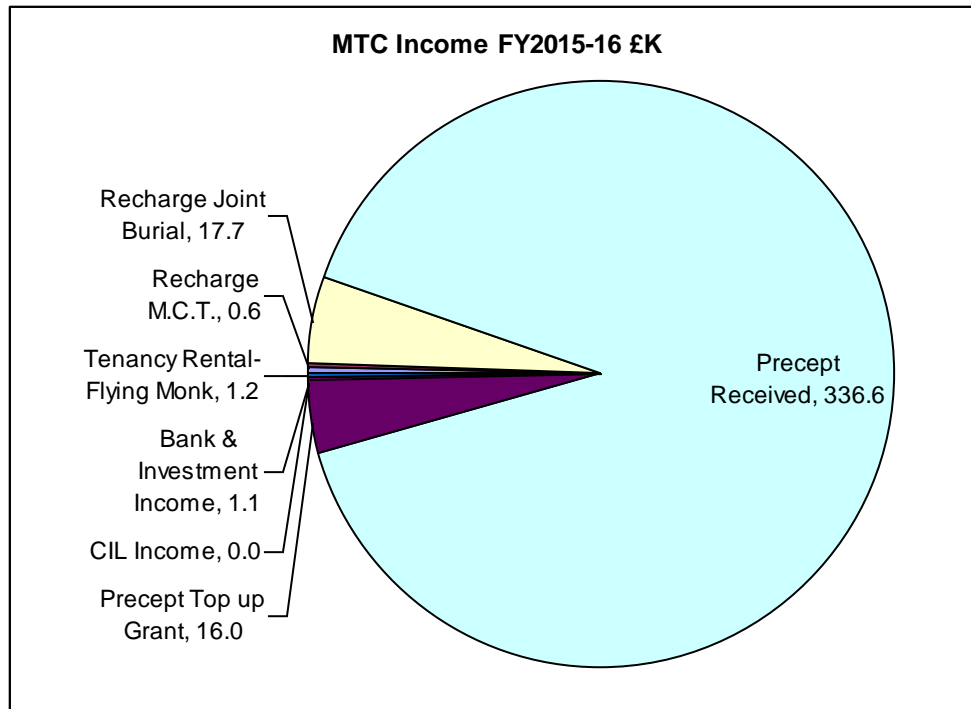
Comments are invited on the selection of account items under category names in the "Council Expenditure" table, and indeed the category names I have created.

Notes

- Category names that I have created are shown in inverted commas, such as "Public Engagement".
- The numbers in the leftmost column of the tables are those used in the complete Detailed Income and Expenditure tables provided by the Town Clerk.

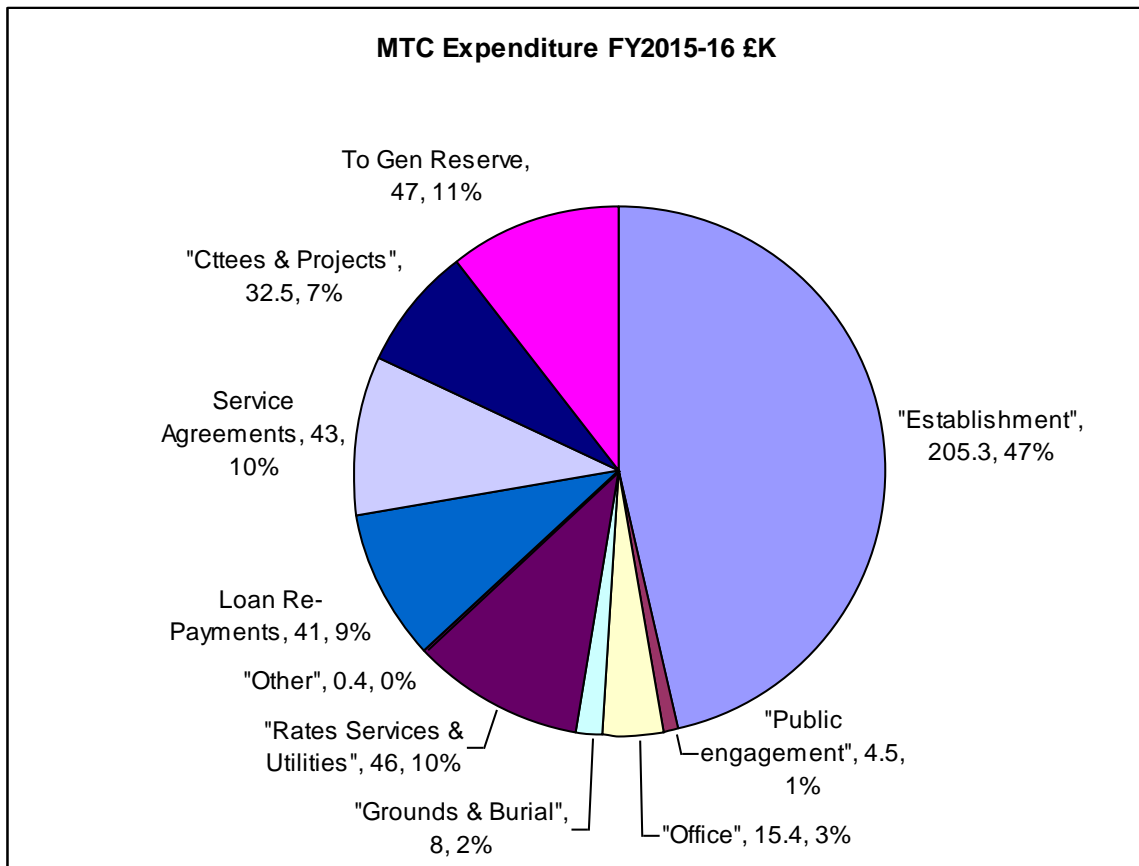
Cllr John Gundry
5th October 2016

Council Income



Council Income £K		
1003	Tenancy Rental-Flying Monk	1.2
1150	Recharge M.C.T.	0.6
1151	Recharge Joint Burial	17.7
1176	Precept Received	336.6
1179	Precept Top up Grant	16
1180	CIL Income	0
1190	Bank & Investment Income	1.1
	Council Income £K	373.3

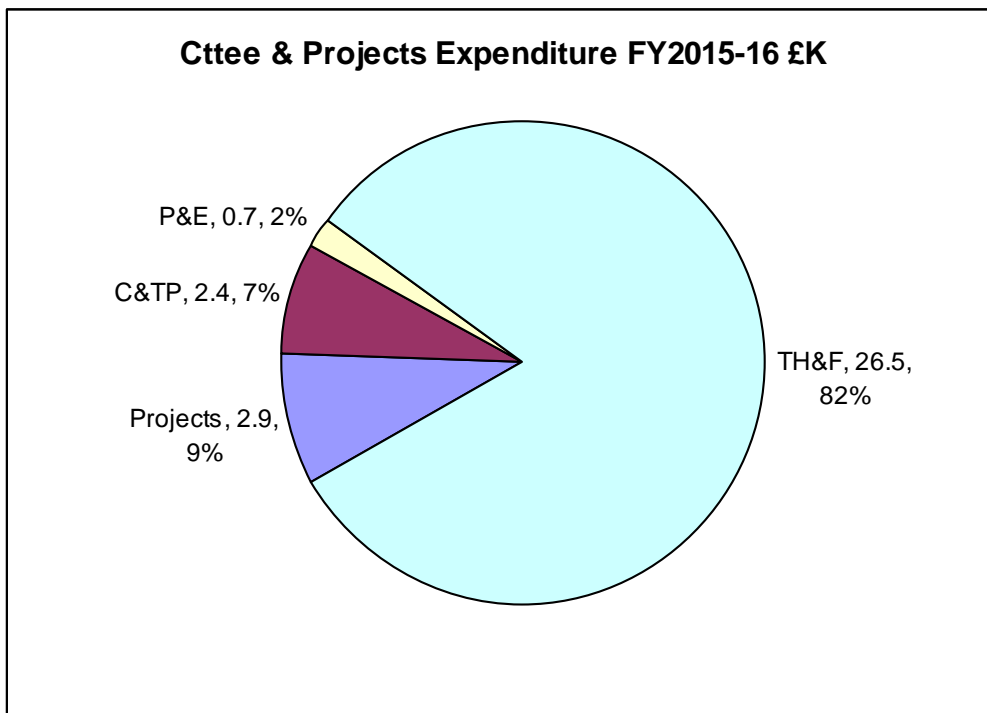
Council Expenditure



Council Expenditure		
"Establishment"		
4000	Salaries,Wages,Pensions & NI	203094
4010	Training	515
4020	Travel Expenses	1502
4050	Health and Safety	214
		205,325
"Public Engagement"		
4075	Mayor's Allowance	1000
4076	Public Functions	1228
4079	Robes and Hats	363
4080	Signwriting	0
4141	Communication and Publicity	299
4192	Christmas Lights	1580
		4,470
"Office"		
4100	Office Equipment	1286
4120	Photocopier	1378
4121	Telephone etc	1870

4122	Consumables, Stationery etc	2299
4130	Subscriptions	1517
4157	Publications	0
4176	Professional Fees	445
4177	Audit Fees	1000
4231	ICT Support	5580
		15,375
"Grounds & Burial"		
4110	Play Equipment Inspections	261
4115	Grass Cutting	1350
4119	Maintenance etc L & Y	2965
4126	Motor Vehicle Expenses	1847
4151	Tenancies(Accomodation Rental)	1635
4600	Precept Joint Burial	5141
		13,199
"Rates, Services & Utilities"		
4125	Insurance	8666
4152	Utilities	15950
4153	Water Charges	215
4175	NNDR - Town Hall	15160
4194	Health & Safety-Training & Equ	894
4195	Depreciation Equipment	0
4197	Refuse Collection	1954
4198	Dep'rctn Town Hall	0
4199	Depreciation Motor Vehicles	0
4550	Service Agreements	3531
		46,370
"Other"		
4200	Birdcage Agreement	30
4205	Twinning Association	400
4210	Small Grants Allocation	0
		430
Loan Repayments		
4500	Loan Re-Payments Capital & Int	40,863
"Committees & Projects"		
	Commities & Projects	32,523

Committee and Project Expenditure



Committes and Projects Expenditure		
102	Projects	
4300	High Priority Project Expenses	(6,448)
4330	Fire Escape Wesleyan	2530
4334	St Aldhelms Md Path	980
	<i>Expenditure</i>	3510
	<i>To/(From) Reserves</i>	(2,938)
301	Community & Town Promotion	
1011	Sales - Paintings etc Gallery	721
1013	Malm In Bloom-Sponsorship etc	1690
1015	TIC Sales	6092
	<i>Income</i>	8503
4071	Projects	2651
4145	Consumable & Stock Prchs TIC	3358
4147	Card Machine	0
4243	Promotional Act & Marketing	2268
4244	Bloom in Malmesbury	2689
	<i>Expenditure</i>	10966
	<i>To/(From) Reserves</i>	(2,462)

401	Planning and Environment	
4096	Strategic Planning	665
4097	Car Parking Subsidy	0
	<i>Expenditure</i>	665
	<i>To/(From) Reserves</i>	(665)
701	Town Hall & Facilities	
1006	Town Hall Hire	48872
1035	Town Hall Bar Sales-inc Cinema	4398
1192	Cinema Tickets Sales	21856
	<i>Income</i>	75127
4060	Town H Bar P'chases-inc Cinema	2915
4101	Outside areas Improvements	1245
4118	Maintenance-Town Hall	55399
4123	Service Agreements incl Window	27702
4152	Utilities	343
4242	Marketing Town Hall	0
4640	Cinema Expenditure	13981
	<i>Expenditure</i>	101586
	<i>To/(From) Reserves</i>	(26,458)